

Now Yesterday

Search:

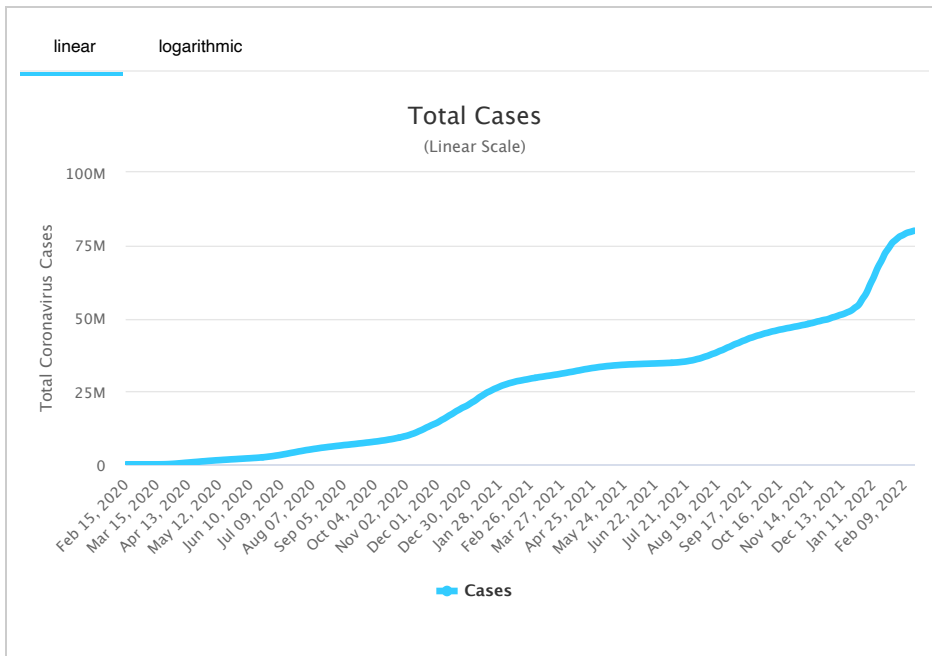
#	USA State	Total Cases	New Cases	Total Deaths	New Deaths	Total Recovered	Active Cases	Tot Cases/ 1M pop	Deaths/ 1M pop	Total Tests
	USA Total	80,024,531		958,300		51,416,743	27,649,488	241,764	2,895	937,8
1	California (/coronavirus/usa/california/)	8,885,856		84,026		N/A	N/A	224,889	2,127	144,3
2	Texas (/coronavirus/usa/texas/)	6,580,609		83,792		N/A	N/A	226,950	2,890	59,3
3	Florida (/coronavirus/usa/florida/)	5,819,172		68,579		3,792,613	1,957,980	270,940	3,193	53,4
4	New York (/coronavirus/usa/new-york/)	5,050,980		67,322		2,758,719	2,224,939	259,643	3,461	99,6
5	Illinois (/coronavirus/usa/illinois/)	3,013,709		36,360		2,586,693	390,656	237,828	2,869	53,6
6	Pennsylvania (/coronavirus/usa/pennsylvania/)	2,738,475		42,687		N/A	N/A	213,910	3,334	24,6
7	Ohio (/coronavirus/usa/ohio/)	2,642,330		35,493		2,537,660	69,177	226,051	3,036	21,4
8	North Carolina (/coronavirus/usa/north-carolina/)	2,559,793		22,148		2,421,943	115,702	244,067	2,112	25,4
9	Georgia (/coronavirus/usa/georgia/)	2,451,908		34,757		1,615,331	801,820	230,932	3,274	22,7
10	Michigan (/coronavirus/usa/michigan/)	2,340,140		33,917		1,421,905	884,318	234,322	3,396	23,2
11	New Jersey (/coronavirus/usa/new-jersey/)	2,155,400		32,647		1,398,957	723,796	242,665	3,676	17,2
12	Tennessee (/coronavirus/usa/tennessee/)	1,987,450		23,910		N/A	N/A	291,023	3,501	12,3
13	Arizona (/coronavirus/usa/arizona/)	1,962,920		27,513		1,674,551	260,856	269,679	3,780	18,0
14	Indiana (/coronavirus/usa/indiana/)	1,674,269		22,529		1,469,627	182,113	248,695	3,346	18,7
15	Massachusetts (/coronavirus/usa/massachusetts/)	1,661,206		23,109		N/A	N/A	241,016	3,353	40,4
16	Virginia (/coronavirus/usa/virginia/)	1,622,685		18,016		N/A	N/A	190,110	2,111	18,2
17	Wisconsin (/coronavirus/usa/wisconsin/)	1,564,381		13,068		N/A	N/A	268,682	2,244	15,0

18	South Carolina (/coronavirus/usa/south-carolina/)	1,449,637	16,533	925,461	507,643	281,553	3,211	15,4
19	Washington (/coronavirus/usa/washington/)	1,409,253	11,615	N/A	N/A	185,065	1,525	11,1
20	Minnesota (/coronavirus/usa/minnesota/)	1,404,662	12,131	1,375,508	17,023	249,070	2,151	18,5
21	Missouri (/coronavirus/usa/missouri/)	1,387,860	18,351	871,469	498,040	226,131	2,990	14,0
22	Colorado (/coronavirus/usa/colorado/)	1,301,611	12,256	798,379	490,976	226,024	2,128	16,4
23	Alabama (/coronavirus/usa/alabama/)	1,271,455	17,877	N/A	N/A	259,312	3,646	7,1
24	Kentucky (/coronavirus/usa/kentucky/)	1,258,447	13,565	N/A	N/A	281,678	3,036	13,3
25	Louisiana (/coronavirus/usa/louisiana/)	1,219,464	16,400	N/A	N/A	262,318	3,528	14,2
26	Oklahoma (/coronavirus/usa/oklahoma/)	1,013,287	12,767	N/A	N/A	256,076	3,226	5,4
27	Maryland (/coronavirus/usa/maryland/)	996,182	13,988	N/A	N/A	164,776	2,314	18,5
28	Utah (/coronavirus/usa/utah/)	918,222	4,359	870,186	43,677	286,411	1,360	9,1
29	Iowa (/coronavirus/usa/iowa/)	832,869	8,948	N/A	N/A	263,978	2,836	8,4
30	Arkansas (/coronavirus/usa/arkansas/)	812,948	10,271	790,027	12,650	269,384	3,403	6,5
31	Mississippi (/coronavirus/usa/mississippi/)	785,528	11,836	727,385	46,307	263,941	3,977	5,8
32	Kansas (/coronavirus/usa/kansas/)	762,081	7,907	613,440	140,734	261,586	2,714	2,2
33	Connecticut (/coronavirus/usa/connecticut/)	719,327	10,324	627,353	81,650	201,759	2,896	14,8
34	Oregon (/coronavirus/usa/oregon/)	685,953	6,456	429,272	250,225	162,635	1,531	10,2
35	Nevada (/coronavirus/usa/nevada/)	677,345	9,508	492,402	175,435	219,906	3,087	6,7
36	New Mexico (/coronavirus/usa/new-mexico/)	507,323	6,775	414,621	85,927	241,948	3,231	6,5
	West Virginia	481,818	6,162	470,888	4,768	268,850	3,438	5,6

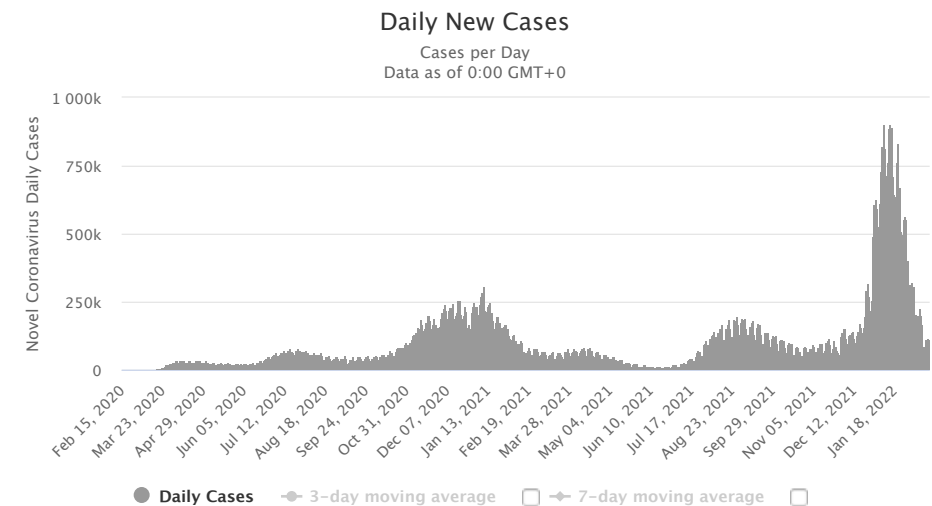
37	(/coronavirus/usa/west-virginia/)									
38	Nebraska (/coronavirus/usa/nebraska/)	452,601		3,883		N/A	N/A	233,974	2,007	5,14
39	Idaho (/coronavirus/usa/idaho/)	413,372		4,674		148,335	260,363	231,313	2,615	2,74
40	Rhode Island (/coronavirus/usa/rhode-island/)	354,045		3,397		N/A	N/A	334,206	3,207	7,40
41	New Hampshire (/coronavirus/usa/new-hampshire/)	293,697		2,333		288,281	3,083	216,000	1,716	4,30
42	Montana (/coronavirus/usa/montana/)	261,722		3,105		254,927	3,690	244,880	2,905	2,60
43	Delaware (/coronavirus/usa/delaware/)	254,719		2,660		233,367	18,692	261,582	2,732	90
44	North Dakota (/coronavirus/usa/north-dakota/)	236,553		2,172		232,576	1,805	310,412	2,850	60
45	South Dakota (/coronavirus/usa/south-dakota/)	234,961		2,772		223,724	8,465	265,595	3,133	2,00
46	Hawaii (/coronavirus/usa/hawaii/)	233,640		1,292		N/A	N/A	165,015	913	3,40
47	Alaska (/coronavirus/usa/alaska/)	228,237		1,108		149,112	78,017	311,993	1,515	4,00
48	Maine (/coronavirus/usa/maine/)	209,759		1,910		N/A	N/A	156,046	1,421	4,60
49	Wyoming (/coronavirus/usa/wyoming/)	154,082		1,689		151,439	954	266,228	2,918	1,30
50	District Of Columbia (/coronavirus/usa/district-of-columbia/)	133,697		1,314		N/A	N/A	189,440	1,862	3,00
51	Vermont (/coronavirus/usa/vermont/)	110,679		583		93,708	16,388	177,373	934	3,30
52	Puerto Rico	470,669		4,069		255,147	211,453	138,966	1,201	3,80
53	Guam	42,224		316		37,055	4,853			30
54	United States Virgin Islands	15,283		108		15,003	172			30
55	Northern Mariana Islands	8,311		25		6,538	1,748			0
56	American Samoa	4				4	0			
57	Veteran Affairs	601,723		20,372		566,485	14,866			7,70
58	US Military	587,029		676		508,457	77,896			
59	Federal Prisons	68,775		292		N/A	N/A			10

60	Navajo Nation	52,023	1,641	49,818	564			4
61	Grand Princess Ship	122	7	115	0			
62	Wuhan Repatriated	3		3	0			
63	Diamond Princess Ship	46		46	0			
	Total:	80,024,531	958,300	51,416,743	27,649,488	241,764	2,895	937,8

Total Coronavirus Cases in the United States

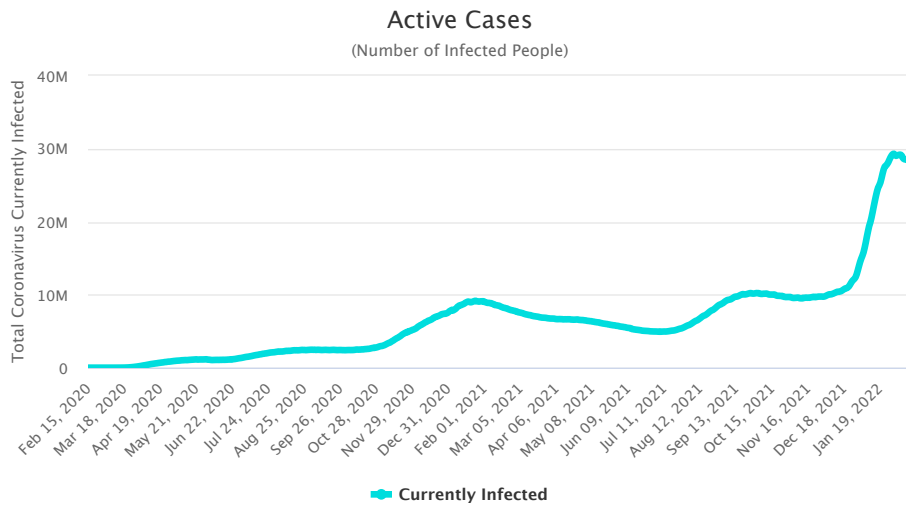


Daily New Cases in the United States

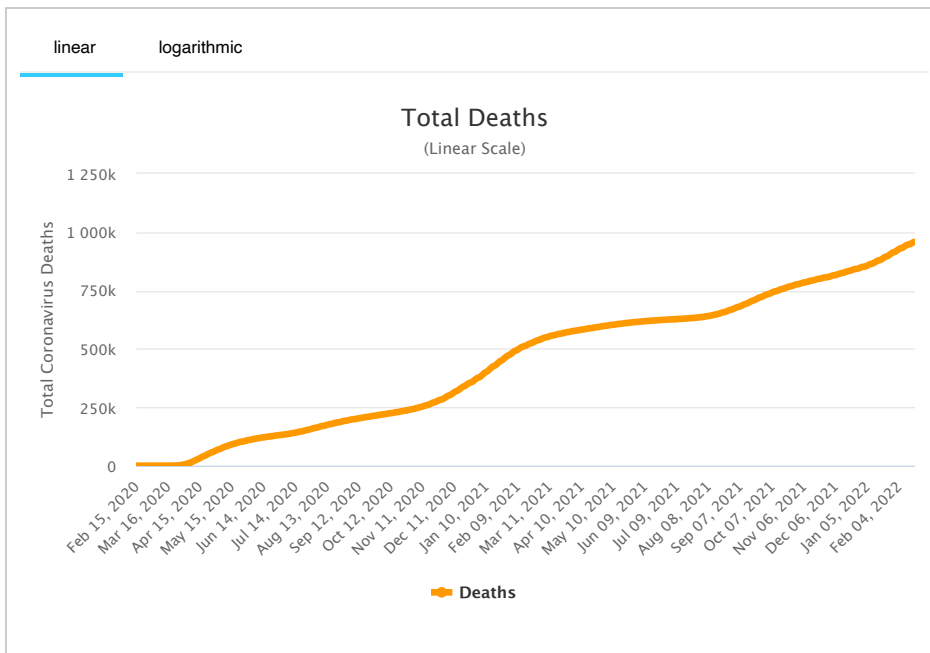


See also: [Daily Deaths Graph](#)

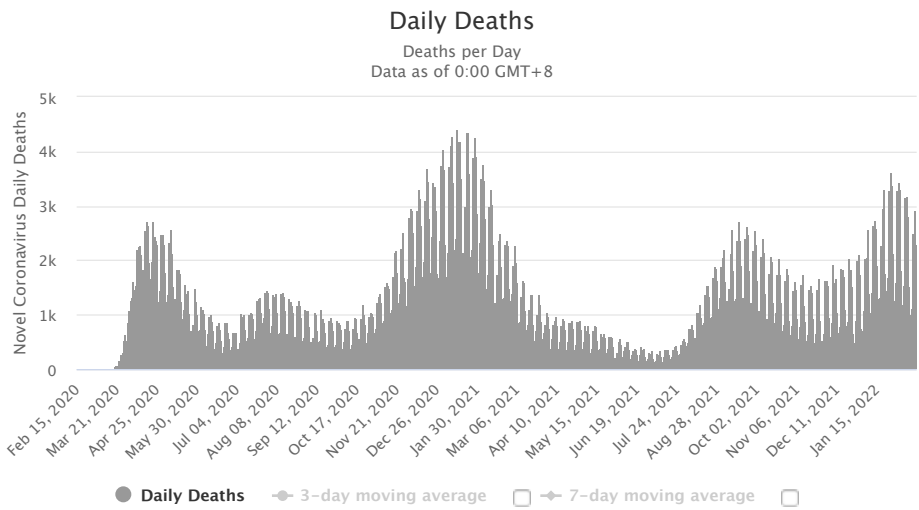
Active Cases in the United States



Total Coronavirus Deaths in the United States



Daily New Deaths in the United States



See also: [Daily Cases Graph](#)

Latest News

February 18 (GMT)

Updates

- 108,480 new cases and 2,070 new deaths in [the United States \(/coronavirus/country/us/\)](#) [source (https://www.healthvermont.gov/covid-19/current-activity/case-dashboard)]

February 17

February 16

February 15

February 14

February 13

[View More News](#)

Historical account of the initial stages of the epidemic in the United States

Content:

- First 20 cases in the United States
- Progression of first suspected cases
- Timeline of initial events
- Sources for the historical account

First 20 cases in the United States

Information collected on the first 20 domestic cases (not including repatriated cases and Diamond Princess cruise ship evacuee cases) is presented in the table below:

State	Cases	Sex	Age	Date	Case #	Location	Source
Oregon	1			Feb. 29	17 th	Washington C.	
Washington	2			Feb. 29	18, 19 th		
	1	M	30s	Jan. 21	1 st	Snohomish	[7]
Illinois	1			Mar. 1	20 th		
	1	M	60s	Jan. 30	6 th	Chicago	[12]
	1	F	60s	Jan. 24	2 nd	Chicago	[8]
California	2	unkn.	unkn.	Jan. 26	3 rd , 4 th	Orange C., L.A.	[9]
	1	M	adult	Jan. 31	7 th	Santa Clara C.	[17][18]
	1	F	unkn.	Feb. 2	9 th	Santa Clara C.	
	1	M	57	Feb. 2	10 th	San Benito C.	
	1	F	57	Feb. 2	11 th	San Benito C.	
	1		65	Feb. 28	16 th	Santa Clara C.	
	1			Feb. 21	13 th	Humboldt C.	
	1			Feb. 21	14 th	Sacramento C.	
	1			Feb. 26	15 th	[Northern California]	
Massachusetts	1	M	20s	Feb. 1	8 th	Boston	[16]
Arizona	1	unkn.	student	Jan. 26	5 th	Maricopa County	
Wisconsin	1			Feb. 5	12 th	Madison	

Patients Under Investigation (PUI) in the United States

CDC in the early stages released information regarding the number of cases and people under investigation that was updated regularly on Mondays, Wednesdays, and Fridays. Below we provide the historical reports that we were able to gather in order to track the progression in the number of suspected cases and US states involved through time in the initial stages

As of Feb. 10:

<i>Number of U.S. States with PUI</i>	<i>36</i>
Positive	12
Negative	318
Pending (specimens awaiting testing)	68
TOTAL	398

As of Feb. 7:

<i>Number of U.S. States with PUI</i>	<i>36</i>
Positive	12
Negative	225
Pending (specimens awaiting testing)	100
TOTAL	337

As of Feb. 5:

<i>Number of U.S. States with PUI</i>	<i>36</i>
Positive	11
Negative	206
Pending (specimens awaiting testing)	76
TOTAL	293

As of Feb. 3:

<i>Number of U.S. States with PUI</i>	<i>36</i>
Positive	11
Negative	167
Pending (specimens awaiting testing)	82
TOTAL	260

As of January 31:




<i>Number of U.S. States with PUI</i>	<i>36</i>
Positive	6
Negative	114
Pending (specimens awaiting testing)	121
TOTAL	241

Previously, as of January 29, there were 92 suspected cases awaiting testing.

--	--

Number of U.S. States with PUI	36
Positive	5
Negative	68
Pending (specimens awaiting testing)	92
TOTAL	165

Timeline of Events

-  On January 31, HHS declared Coronavirus a Public Health Emergency in the US (<https://www.hhs.gov/about/news/2020/01/31/secretary-azar-declares-public-health-emergency-us-2019-novel-coronavirus.html>)
As of Jan. 31, the Wuhan coronavirus is officially a public health emergency in the United States, Alex Azar, secretary of the US Department of Health and Human Services (HHS), announced at a White House press briefing.
-  On Jan. 31, the U.S. Centers for Disease Control and Prevention (CDC) **issued a federal quarantine for 14 days** affecting the 195 American evacuees from Wuhan, China. Starting Sunday, Feb. 2, U.S. citizens, permanent residents and immediate family who have visited China's Hubei province will undergo a **mandatory 14 days quarantine** and, if they have visited other parts of China, they would be screened at airports and asked to self-quarantine for 14 days. The last time the CDC had issued a quarantine was over 50 years ago in the 1960s, for smallpox.
-  President Donald Trump signed an order on Jan. 31 for the U.S. to **deny entry to foreign nationals who traveled to China** within the preceding two weeks, aside from the immediate family of U.S. citizens.
- On Jan. 30, the CDC had confirmed the **first case of person to person transmission in the U.S.:** ^[12] the husband of the Chicago, Illinois case who had returned from Wuhan, China on Jan. 13 and who tested positive for the virus on Jan. 24).
- CDC stated on Jan. 30 that "It is likely there will be more cases of 2019-nCoV reported in the U.S. in the coming days and weeks, including more person-to-person spread."^[12]
- The virus had been confirmed in **5 states**.
- On Jan. 31, **New York City** health officials vehemently denied the rumor regarding a coronavirus case in the city. ^[13] On Feb. 1, however, the city's health commissioner did report that there was a test being performed on a person under 40 who had returned from China, developed matching symptoms, and tested negative to the seasonal flu.
- Most US patients had recently visited Wuhan.**
- All of the first five U.S. cases were described as **mild**.
- A study on the first US case of novel coronavirus detailed mild symptoms followed by pneumonia (https://www.cnn.com/2020/01/31/health/washington-coronavirus-study-nejm/index.html?utm_term=link&utm_medium=social&utm_content=2020-02-01T00)

U.S. Airlines suspended ALL flights between the U.S. and China

On Friday, January 31, Delta, American and United announced they would temporarily suspend all of their mainland China flights in response to the coronavirus outbreak.^[14]

Prior to this January 31 announcement:

- UNITED AIRLINES**
on Jan. 28 had announced it would cut 24 flights between the U.S. and China for the first week of February.
- AMERICAN AIRLINES**

on Jan. 29 had announced it would suspend flights from Los Angeles to Shanghai and Beijing from Feb. 9 through March 27, 2020. It will maintain its flight schedules (10 daily A/R) from Dallas-Fort Worth to Shanghai and Beijing, as well as from Los Angeles and Dallas-Fort Worth to Hong Kong.

- **DELTA**

had not adjusted its schedule of direct flights from the U.S. to China. It is the only airline with direct flights to not take action so far.

The White House was considering issuing a ban on flights between the United States and China, as of late Jan. 28^[11]. Italy has announced on January 31 that it was suspending all flights to and from China following the first 2 cases of coronavirus in Italy.

Travel Alert: Do Not Travel to China

- The U.S. State Department on January 30 issued a **Level 4: Do Not Travel to China Alert** (<https://travel.state.gov/content/travel/en/traveladvisories/traveladvisories/china-travel-advisory.html>) ^[4] (the highest level of alert).
- Previously, on January 29, the advisory was set at a lower "Level 3: Reconsider Travel" advising not to travel to Hubei Province: (Level 4) and reconsider travel to the remainder of China (Level 3).
- The CDC on Jan. 28 issued a Level 3 Warning (<https://wwwnc.cdc.gov/travel/notices/warning/novel-coronavirus-china>), recommending that travelers **avoid all nonessential travel to China** ^[5].

Screening incoming passengers at 20 airports in the U.S.

On January 17, the CDC announced that 3 airports in the United States would begin screening incoming passengers from China: SFO, JFK, and LAX ^[6] Other 2 airports were added subsequently, and on January 28, the U.S. Department of Health and Human Services (HHS) announced that 15 additional U.S. airports (bringing the total to 20) would begin screening incoming travelers from China.

Below is the complete list of airports where screening for the 2019 Novel Coronavirus (2019-nCoV) is in place:

- Los Angeles International (LAX)
- San Francisco International (SFO)
- Chicago O'Hare
- New York JFK
- Atlanta Hartsfield-Jackson International
- Houston George Bush Intercontinental
- Dallas-Fort Worth International
- San Diego International
- Seattle-Tacoma International
- Honolulu International
- Anchorage Ted Stevens International
- Minneapolis-St. Paul International
- Detroit Metropolitan
- Miami International
- Washington Dulles International

- Philadelphia International
- Newark Liberty International
- Boston Logan International
- El Paso International
- Puerto Rico's San Juan Airport

Sources for the historical account

1. Novel Coronavirus (2019-nCoV) situation reports (<https://www.who.int/emergencies/diseases/novel-coronavirus-2019/situation-reports/>) - World Health Organization (<https://www.who.int/>) (WHO)
2. 2019 Novel Coronavirus (2019-nCoV) in the U.S (<https://www.cdc.gov/coronavirus/2019-ncov/cases-in-us.html>) - U.S. Centers for Disease Control and Prevention (<https://www.cdc.gov/>) (CDC)
3. Symptoms of Novel Coronavirus (2019-nCoV) (<https://www.cdc.gov/coronavirus/2019-ncov/about/symptoms.html>) - CDC
4. China Travel Advisory (<https://travel.state.gov/content/travel/en/traveladvisories/traveladvisories/china-travel-advisory.html>) - U.S. State Department, accessed January 31, 2020.
5. Novel Coronavirus in China - Warning - Level 3, Avoid Nonessential Travel (<https://wwwnc.cdc.gov/travel/notices/warning/novel-coronavirus-china>) - CDC, January 28, 2020.
6. Public Health Screening to Begin at 3 U.S. Airports for 2019 Novel Coronavirus ("2019-nCoV") (<https://www.cdc.gov/media/releases/2020/p0117-coronavirus-screening.html>) - CDC January 17, 2020
7. First Travel-related Case of 2019 Novel Coronavirus Detected in United States (<https://www.cdc.gov/media/releases/2020/p0121-novel-coronavirus-travel-case.html>) - CDC, January 21, 2020
8. Second Travel-related Case of 2019 Novel Coronavirus Detected in United States (<https://www.cdc.gov/media/releases/2020/p0124-second-travel-coronavirus.html>) - CDC, January 24, 2020
9. CDC confirms additional cases of 2019 Novel Coronavirus in United States (<https://www.cdc.gov/media/releases/2020/s0126-coronavirus-new-cases.html>) - CDC, January 26, 2020
10. 2019 Novel Coronavirus (2019-nCoV) in the U.S. (<https://www.cdc.gov/coronavirus/2019-ncov/cases-in-us.html>) - CDC, Updated January 29, 2020
11. White House considers ban on flights to China amid coronavirus outbreak (<https://eu.usatoday.com/story/travel/news/2020/01/28/white-house-considers-ban-china-flights-amid-coronavirus-outbreak/4602839002/>) - USA Today, Jan. 28, 2020
12. CDC Confirms Person-to-Person Spread of New Coronavirus in the United States (<https://www.cdc.gov/media/releases/2020/p0130-coronavirus-spread.html>) - CDC Press Release, Jan. 30, 2020
13. NYC Officials Deny Report Of Coronavirus Amid Confusion (<https://www.forbes.com/sites/sergeiklebnikov/2020/01/31/nyc-officials-deny-report-of-coronavirus-amid-confusion/#351e47b5652c>) - Forbes, Jan. 31, 2020
14. Delta, American, United to suspend all China mainland flights as coronavirus crisis grows (<https://eu.usatoday.com/story/travel/2020/01/31/coronavirus-china-flight-ban-delta-cuts-all-flights-white-house/4620989002/>) - USA Today, Jan. 31, 2020
15. Secretary Azar Declares Public Health Emergency for United States for 2019 Novel Coronavirus (<https://www.hhs.gov/about/news/2020/01/31/secretary-azar-declares-public-health-emergency-us-2019-novel-coronavirus.html>) - U.S. Department of Health and Human Services (HHS), Jan. 31, 2020
16. Man returning from Wuhan, China is first case of 2019 Novel Coronavirus confirmed in Massachusetts (<https://www.mass.gov/news/man-returning-from-wuhan-china-is-first-case-of-2019-novel-coronavirus-confirmed-in>) - Massachusetts Department of Public Health, Feb. 1, 2020
17. County of Santa Clara Public Health Department Reports First Case of Novel (new) Coronavirus (<https://www.sccgov.org/sites/phd/news/Pages/novel-coronavirus-1-31-2020.aspx>) - Santa Clara County Public Health, Jan. 31, 2020
18. Coronavirus: First case confirmed in Santa Clara County (<https://www.mercurynews.com/2020/01/31/santa-clara-coronavirus/>) - Mercury News, Jan. 31, 2020

worldometer (/)

[about \(/about/\)](#) | [faq \(/faq/\)](#) | [languages \(/languages/\)](#) | [contact \(/contact/\)](#) | [report coronavirus cases \(/report_us/\)](#)

 ([newsletter-subscribe/](#))  (<https://twitter.com/Worldometers>)  (<https://www.facebook.com/Worldometers.info>)

© Copyright Worldometers.info - All rights reserved - [Disclaimer & Privacy Policy \(/disclaimer/\)](#)